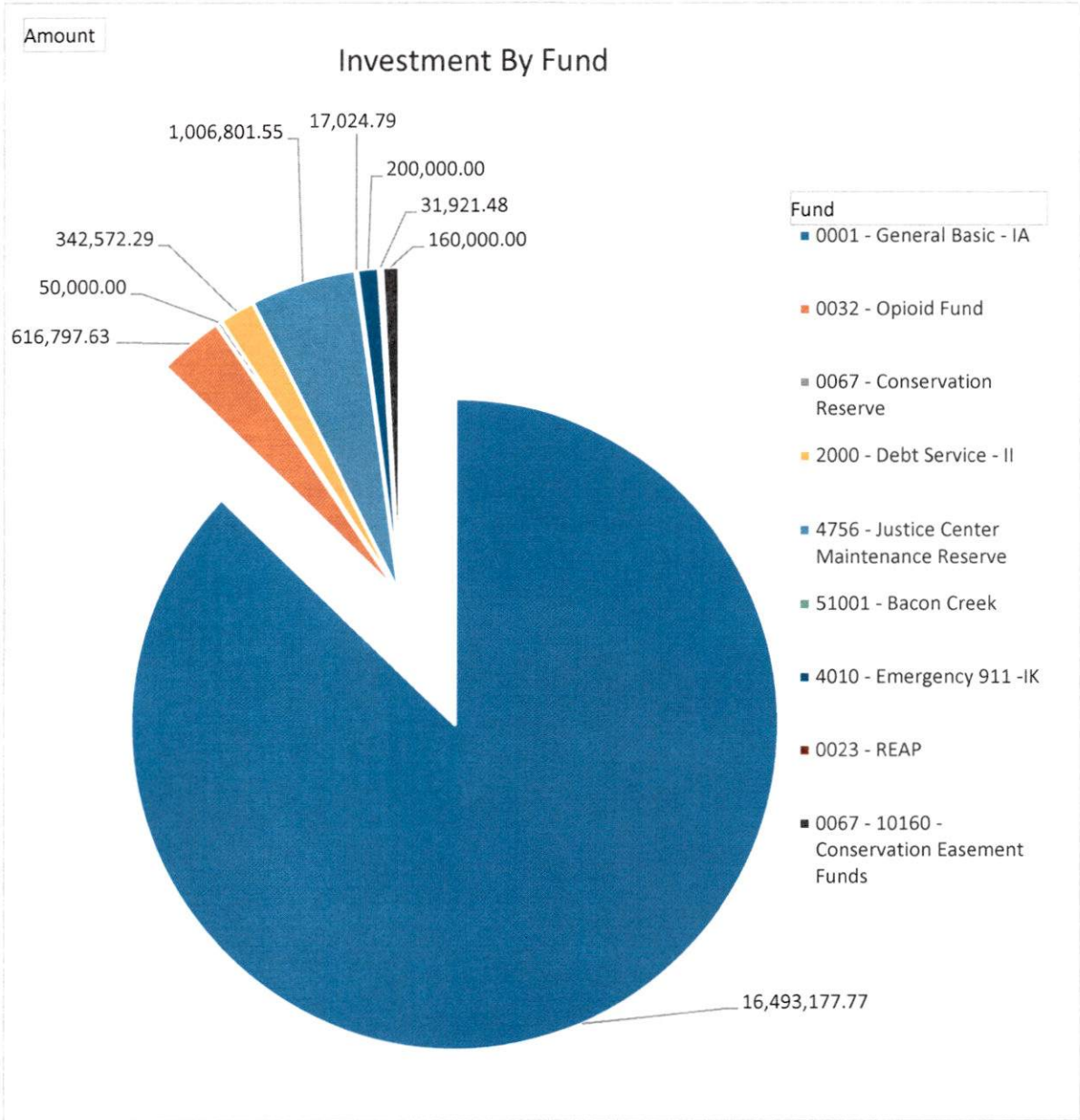


2-4-25 10:2 a
Reed

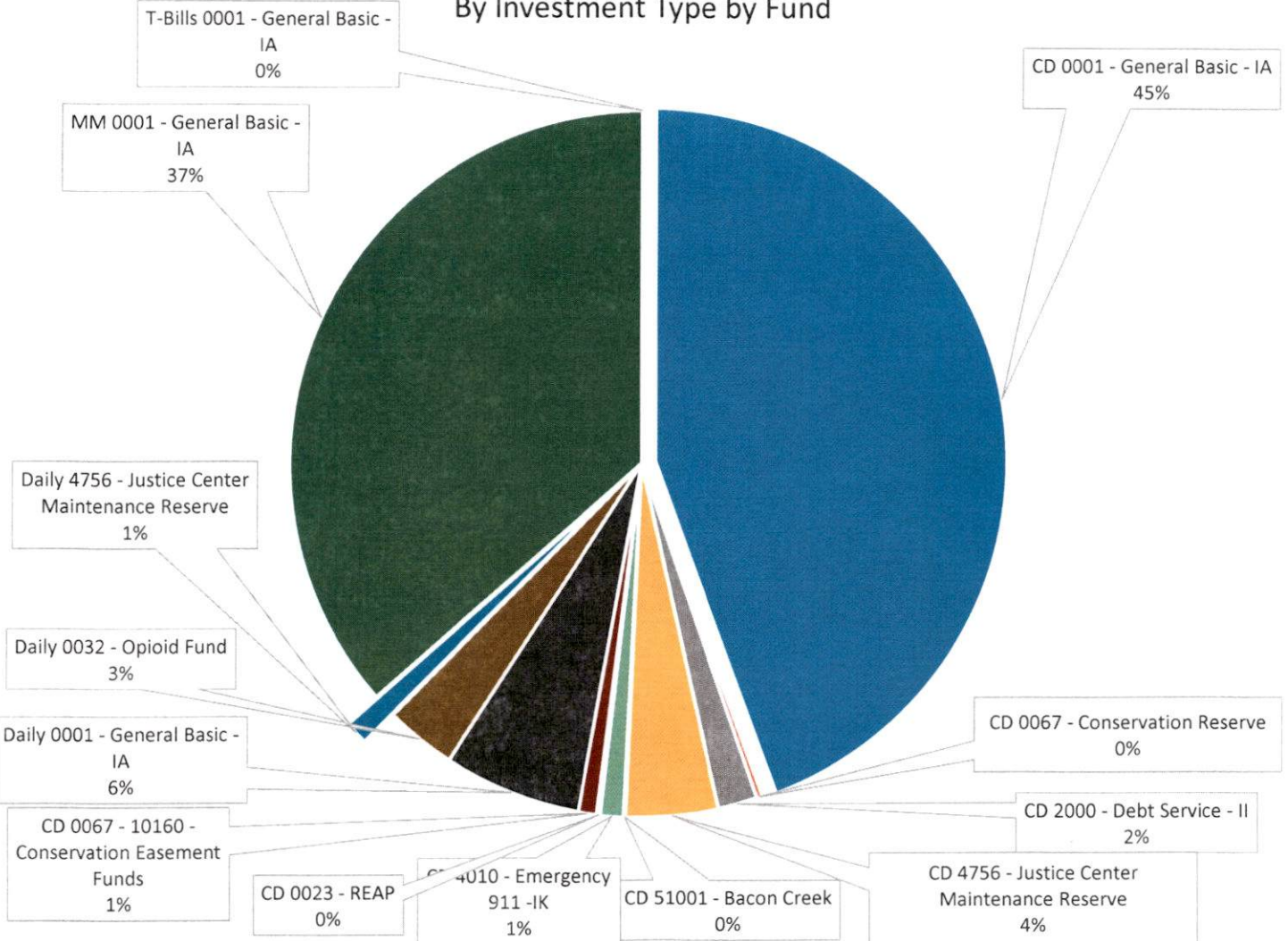
Account Name	Account Type	Interest Rate/Yield	Bank Name
General Account	Repurchase - Savings	4.447%	SECURITY NATIONAL BANK
Auditor Checking	Public Funds w/Int	2.745%	SECURITY NATIONAL BANK
Treasurer General Checking	Public Funds w/Int - checking	0.000%	SECURITY NATIONAL BANK
Civil & Warrant	Public Funds w/Int - checking	2.745%	SECURITY NATIONAL BANK
Recorders Records Management	Public Funds w/Int	2.746%	SECURITY NATIONAL BANK
Check Issuing	Public Funds w/Int - checking	0.000%	SECURITY NATIONAL BANK
Emergency Management	Public funds w/int	2.746%	SECURITY NATIONAL BANK
Jail	Public Funds w/Int - checking	2.746%	SECURITY NATIONAL BANK
Electronic Monitor	Public Funds w/Int - checking	2.746%	SECURITY NATIONAL BANK
Room/Board	Public Funds w/Int - checking	2.746%	SECURITY NATIONAL BANK
Mastercard/Visa Processing	Public Funds w/Int	4.367%	SECURITY NATIONAL BANK
Siouxland District Health Internet	Public Funds w/Int	2.746%	SECURITY NATIONAL BANK
Weapons	Public Funds w/Int - checking	2.741%	SECURITY NATIONAL BANK
Debt Service	MMia	2.746%	SECURITY NATIONAL BANK
M Anderson Trust	MMia	2.746%	SECURITY NATIONAL BANK
Case Management	MMia	2.746%	SECURITY NATIONAL BANK
Siouxland District Health	MMia	2.746%	SECURITY NATIONAL BANK
Recorder Electronic Fees	MMia	2.745%	SECURITY NATIONAL BANK
Recorder ACH	MMia	2.746%	SECURITY NATIONAL BANK
LEC - Bond Proceeds	Mmia	2.746%	SECURITY NATIONAL BANK
Conservation Reserve	MMGold	2.744%	SECURITY NATIONAL BANK
Grant - JAG	Checking	0.000%	SECURITY NATIONAL BANK
Sioux Rivers Region	MM	0.000%	SECURITY NATIONAL BANK
Anthon United Bank	Checking	0.200%	Anthon United Bank
Liberty National Bank	Public Funds MM	2.020%	Liberty National Bank
Certificate of Deposits	CD	Various	CD's
PrimeBank	MM	3.950%	PrimeBank
IPAIT	Investment-Daily	4.330%	IPAIT
Opioid	MMia	2.996%	SECURITY NATIONAL BANK
First Interstate	State/County MM	2.360%	First Interstate
E-911 - Closed	MMia	0.000%	SECURITY NATIONAL BANK
CD - Farmers Drainage	CD		
E-911	MMia	2.753%	SECURITY NATIONAL BANK



Fund	Amount
0001 - General Basic - IA	16,493,177.77
0032 - Opioid Fund	616,797.63
0067 - Conservation Reserve	50,000.00
2000 - Debt Service - II	342,572.29
4756 - Justice Center Maintenance Reserve	1,006,801.55
51001 - Bacon Creek	17,024.79
4010 - Emergency 911 -IK	200,000.00
0023 - REAP	31,921.48
0067 - 10160 - Conservation Easement Funds	160,000.00
Grand Total	18,918,295.51

Amount

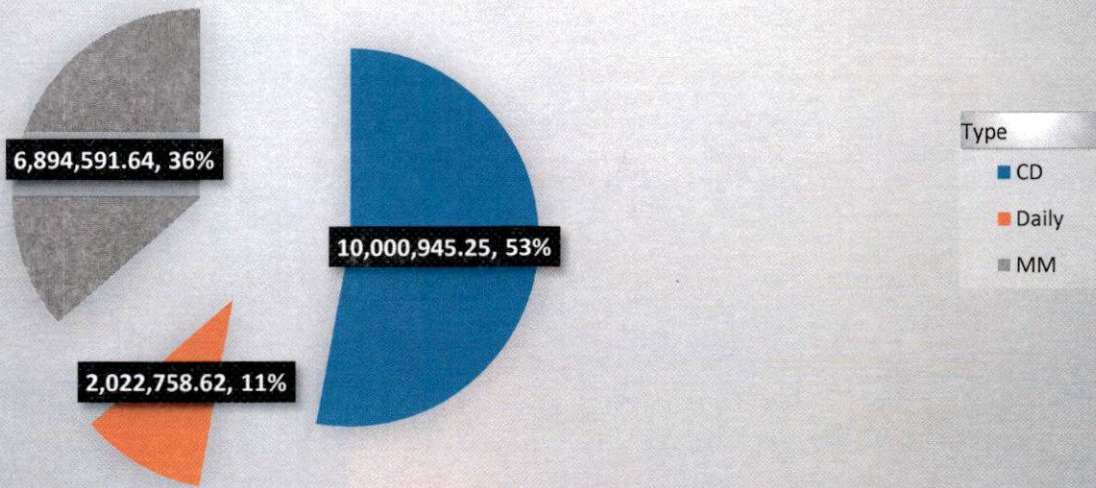
By Investment Type by Fund



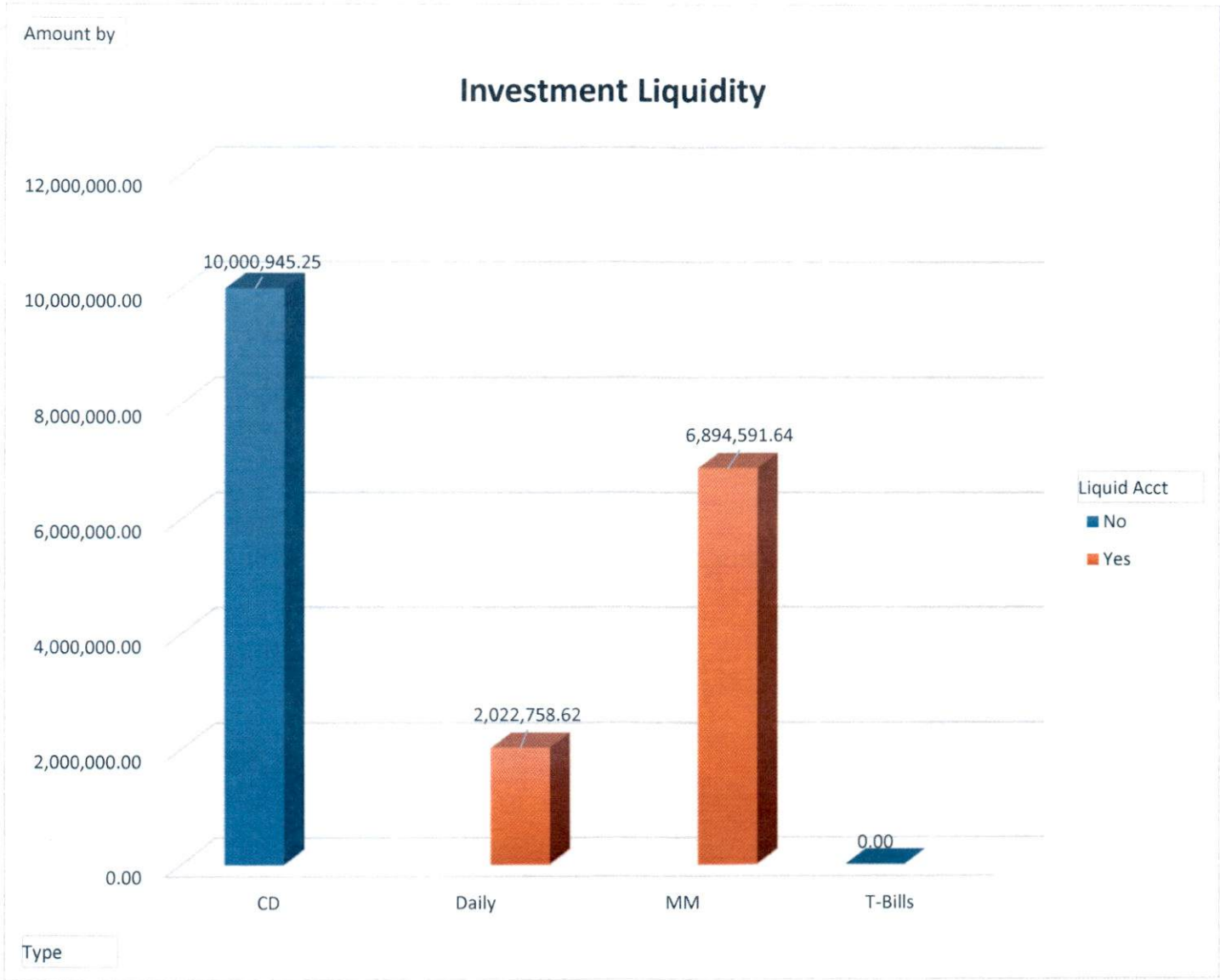
Instrument Type / Fund	Amount
CD	10,000,945.25
0001 - General Basic - IA	8,399,426.69
0067 - Conservation Reserve	50,000.00
2000 - Debt Service - II	342,572.29
4756 - Justice Center Maintenance Reser	800,000.00
51001 - Bacon Creek	17,024.79
4010 - Emergency 911 -IK	200,000.00
0023 - REAP	31,921.48
0067 - 10160 - Conservation Easement Fi	160,000.00
Daily	2,022,758.62
0001 - General Basic - IA	1,199,159.44
0032 - Opioid Fund	616,797.63
4756 - Justice Center Maintenance Reser	206,801.55
MM	6,894,591.64
0001 - General Basic - IA	6,894,591.64
T-Bills	0.00
0001 - General Basic - IA	0.00
Grand Total	18,918,295.51

Amount

By Investment Type



Instrument Type / Fund	Amount
CD	10,000,945.25
Daily	2,022,758.62
MM	6,894,591.64
Grand Total	18,918,295.51



Amount by Investment Typ	Liquid Asset		Grand Total
	No	Yes	
CD	10,000,945.25		10,000,945.25
Daily		2,022,758.62	2,022,758.62
MM		6,894,591.64	6,894,591.64
T-Bills		0.00	0.00
Grand Total	10,000,945.25	8,917,350.26	18,918,295.51

2-4-25 IC2 b
Revised

Rate History

Meeting Date	Rate Change	Low Fed Fund Rate	High Fed Fund Rate	Low Bank Int Rates	High Bank Int Rates	Low CD Int Rates	High CD Int Rates	Primebank Rates	IPAIT Rates	
28-Jan-24	0	4.25%	4.50%	2.02%	4.18%	3.95%	5.51%	3.07%	4.18%	
18-Dec-24	-25	4.25%	4.50%	2.02%	4.33%	3.95%	5.51%	3.11%	4.33%	
7-Nov-24	-25	4.50%	4.75%	2.38%	4.65%	3.95%	5.51%	4.57%	4.65%	FY 26 Budget Prep
18-Sep-24	-50	4.75%	5.00%	2.38%	5.110%	3.65%	5.51%	4.57%	4.86%	
31-Jul-24	0	5.25%	5.50%	2.38%	5.100%	3.65%	5.51%	4.84%	5.08%	FY 25 start
12-Jun-24	0	5.25%	5.50%	2.38%	5.096%	3.65%	5.51%	4.87%	5.95%	
1-May-24	0	5.25%	5.50%	2.38%	5.096%	3.65%	5.51%	4.86%	5.08%	
20-Mar-24	0	5.25%	5.50%	2.38%	5.096%	3.65%	5.51%	4.83%	5.08%	
31-Jan-24	0	5.25%	5.50%	2.38%	5.097%	0.90%	5.51%	4.82%	5.12%	
31-Dec-23	0	5.25%	5.50%	2.38%	5.110%	0.90%	5.51%	4.83%	5.13%	FY 25 budget hearings
30-Nov-23	0	5.25%	5.50%	2.38%	5.110%	0.90%	5.51%	4.92%	5.12%	
31-Oct-23	0	5.25%	5.50%	2.38%	5.110%	0.90%	5.40%	4.96%	5.10%	
30-Sep-23	0	5.25%	5.50%	0.60%	5.110%	0.90%	5.40%	4.91%	5.08%	
31-Aug-23	0	5.25%	5.50%	0.60%	2.469%	0.90%	4.65%	4.88%	5.03%	
26-Jul-23	25	5.25%	5.50%	0.60%	2.469%	0.90%	4.65%	4.81%	4.88%	FY 24 start
3-May-23	25	5.00%	5.25%	0.60%	2.225%	0.90%	4.65%	4.68%	4.79%	
22-Mar-23	25	4.75%	5.00%	0.60%	2.225%	0.90%	4.55%	4.68%	4.39%	
1-Feb-23	25	4.50%	4.75%	0.60%	1.489%	0.90%	4.35%	4.64%	4.23%	
14-Dec-22	50	4.25%	4.50%	0.60%	1.489%	0.90%	4.35%	4.30%	4.30%	FY 24 Budget hearings
2-Nov-22	75	3.75%	4.00%	0.60%	0.995%	0.900%	3.650%	3.300%	3.318%	FY 24 Budget prep
21-Sep-22	75	3.00%	3.25%	0.60%	0.995%	0.45%	3.14%	2.25%	2.61%	
27-Jul-22	75	2.25%	2.50%	0.09%	0.600%	0.45%	0.75%		1.71%	
16-Jun-22	75	1.50%	1.75%	0.05%	0.60%	0.45%	0.75%			
5-May-22	50	0.75%	1.00%	0.05%	0.60%	0.45%	1.20%			
17-Mar-22	25	0.25%	0.50%	0.05%	0.60%	0.45%	1.20%			
21-Apr-21		0.00%	0.25%	0.20%	0.90%	0.75%	2.50%			FY 23 Budget

On 2 SNB
accounts. The **32 month lock**
balance of **on 4/1/21** **T-Bill purchase**
accts are at
2.75%

FY 26 Rate projections

Meating Date	Rate Change	Low Fed Fund Rate	High Fed Fund Rate	Low Bank Int Rates	High Bank Int Rates	Low CD Int Rates	High CD Int Rates	Primebank Rates	IPAIT Rates	
7-Nov-24	-0.25%	4.50%	4.75%	2.38%	4.59%	3.95%	5.51%	4.57%	4.49%	FY 26 Budget Prep
18-Dec-24	-0.25%	4.25%	4.50%	2.13%	4.00%	3.90%	5.51%	3.71%	4.00%	
29-Jan-25	0.00%	4.25%	4.50%	2.13%	4.00%	3.90%	5.51%	3.71%	4.00%	
19-Mar-25	0.00%	4.25%	4.50%	2.13%	4.00%	3.90%	5.51%	3.71%	4.00%	
7-May-25	0.00%	4.25%	4.50%	2.13%	4.00%	3.25%	5.51%	3.71%	4.00%	
18-Jun-25	-0.25%	4.00%	4.25%	1.88%	3.75%	3.25%	5.51%	3.46%	3.75%	
30-Jul-25	-0.25%	3.75%	4.00%	1.63%	3.50%	3.25%	5.51%	3.21%	3.50%	FY 26 begins
17-Sep-25	0.00%	3.75%	4.00%	1.63%	3.50%	3.00%	5.51%	3.21%	3.50%	
29-Oct-25	0.00%	3.75%	4.00%	1.63%	3.50%	3.00%	4.75%	3.21%	3.50%	
10-Dec-25	0.00%	3.75%	4.00%	1.63%	3.50%	3.00%	4.75%	3.21%	3.50%	
29-Jan-26	0.00%	3.75%	4.00%	1.63%	3.50%	3.00%	4.57%	3.21%	3.50%	
19-Mar-26	-0.25%	3.50%	3.75%	1.38%	3.25%	2.50%	4.50%	2.96%	3.25%	
7-May-26	0.00%	3.50%	3.75%	1.38%	3.25%	2.50%	4.50%	2.96%	3.25%	
18-Jun-26	0.00%	3.50%	3.75%	1.38%	3.25%	2.50%	4.25%	2.96%	3.25%	

FY 25 Rate projections

Meating Date	Rate Change	Low Fed Fund Rate	High Fed Fund Rate	Low Bank Int Rates	High Bank Int Rates	Low CD Int Rates	High CD Int Rates	Primebank Rates	IPAIT Rates	
5-May-24	-0.25%	5.00%	5.25%	1.20%	2.225%	4.50%	5.51%	4.68%	4.79%	
16-Jun-24	-0.25%	4.75%	5.00%	1.20%	2.225%	4.50%	5.51%	4.68%	4.39%	
27-Jul-24	-0.25%	4.50%	4.75%	0.60%	1.489%	4.00%	4.50%	4.64%	4.23%	Fiscal year start
21-Sep-24	-0.25%	4.25%	4.50%	0.60%	1.489%	3.75%	4.25%	4.30%	4.30%	
2-Nov-24	-0.25%	4.00%	4.25%	0.60%	1.250%	3.50%	4.00%	4.15%	4.15%	
14-Dec-24	-0.25%	3.75%	4.00%	0.60%	0.995%	3.00%	3.50%	3.25%	3.32%	2024 Fed Decreases
1-Feb-25	-0.25%	3.50%	3.75%	0.60%	0.995%	2.75%	3.25%	3.00%	3.00%	
22-Mar-25	-0.25%	3.25%	3.50%	0.60%	0.995%	2.75%	3.25%	2.75%	2.75%	
5-May-25	-0.25%	3.00%	3.25%	0.60%	0.995%	2.50%	3.10%	2.25%	2.61%	
16-Jun-25	-0.25%	2.75%	3.00%	0.60%	0.088%	2.50%	3.00%	2.00%	2.25%	

Projections at 2025 & 2026 Projected Fed Rate Decreases

Average monthly balance	Int Rate	Compounding period	Annual Interest	Bank
16,583,078.49	3.30%	monthly	\$ 547,241.59	SNB - GB
6,400,533.83	0.80%	monthly	\$ 51,204.27	SNB - GB
963,903.78	0.80%	monthly	\$ 7,711.23	SNB - Other funds
1,623,383.21	0.80%	monthly	\$ 12,987.07	SNB - Other Dept
1,283,696.26	0.08%	monthly	\$ 1,026.96	Heritage Bank (Anthon)
324,367.69	0.80%	monthly	\$ 2,594.94	Liberty
4,215,022.78	3.30%	monthly	\$ 139,095.75	Prime
606,962.78	3.30%	monthly	\$ 20,029.77	IPAIT - GB
410,112.65	3.30%	monthly	\$ 13,533.72	IPAIT - Other funds
442,406.69	3.30%	monthly	\$ 14,599.42	IPAIT - Other Dept
1,031,377.67	0.80%	monthly	\$ 8,251.02	First Interstate
8,350,000.00	1.85%	Annually	\$ 154,475.00	CD-General Basic
1,844,303.19	1.85%	Annually	\$ 34,119.61	CD-other Funds
178,992.83	5.00%	Annually	\$ 8,949.64	WC - S.warrants

Total Interest	\$ 1,015,819.99
General Basic Interest	\$ 932,868.95
Other Fund Interest	\$ 55,364.56
Other Department Interest	\$ 27,586.49

Bank	Average Monthly Bank Balance	Annual Interest Projection
CD-General Basic	\$ 8,350,000.00	\$ 154,475.00
CD-other Funds	\$ 1,844,303.19	\$ 34,119.61
First Interstate	\$ 1,031,377.67	\$ 8,251.02
Heritage Bank (Anthon)	\$ 1,283,696.26	\$ 1,026.96
IPAIT - GB	\$ 606,962.78	\$ 20,029.77
IPAIT - Other Dept (E911)	\$ 442,406.69	\$ 14,599.42
IPAIT - Other funds	\$ 410,112.65	\$ 13,533.72
Liberty	\$ 324,367.69	\$ 2,594.94
Prime	\$ 4,215,022.78	\$ 139,095.75
SNB - GB	\$ 22,983,612.32	\$ 598,445.86
SNB - Other Dept	\$ 1,623,383.21	\$ 12,987.07
SNB - Other funds	\$ 963,903.78	\$ 7,711.23
WC - S.warrants	\$ 178,992.83	\$ 8,949.64
Grand Total	\$ 44,258,141.85	\$ 1,015,819.99