

Official Canvass


General Election


November 2, 2010

Woodbury County, Iowa


In testimony whereof, we have hereunto set our hands and caused this to be attested to and sealed by the County Auditor of Woodbury County this **9th** day of **November, 2010**.

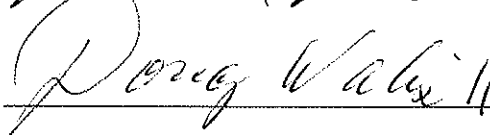
Members of the Board of Supervisors and Ex-Officio Board of County Canvassers:


  
Chairperson




(SEAL)







ATTEST:   
County Auditor and Clerk of the Board of Supervisors

01 = BALLOTS CAST - TOTAL

TOTAL PERCENT  
31,437

02 = BALLOTS CAST - BLANK

TOTAL PERCENT  
2

	01	02
0001 1 HEARTLAND BAPTIST CH	1102	. . 0
0002 2 CENTRAL ASSEMBLY OF GOD	707	. . 0
0003 3 WEST MIDDLE SCHOOL	996	. . 0
0004 4 EMERSON SCHOOL	584	. . 0
0005 5 RIVERSIDE SCHOOL	812	. . 0
0006 6 FAITH LUTHERAN CHURCH	938	. . 0
0007 7 CRESCENT PARK SCHOOL	870	. . 0
0008 8 AM. LEGION MONAHAN POST	415	. . 0
0009 9 LINCOLN SCHOOL	1170	. . 0
0010 10 CLARK SCHOOL	1247	. . 0
0011 11 LAMB PRODUCTIONS	199	. . 0
0012 12 BOYS & GIRLS HOME	209	. . 0
0013 13 SIOUX CITY TRANSIT SYS	544	. . 1
0014 14 BOYS & GIRLS HOME	500	. . 0
0015 15 UNITY SCHOOL	462	. . 1
0016 16 TRIMBLE UNITED METH CH	935	. . 0
0017 17 BRYANT SCHOOL	1107	. . 0
0018 18 CALVARY LUTHERAN CH	848	. . 0
0019 19 NORTH MIDDLE SCHOOL	1343	. . 0
0020 20 NODLAND SCHOOL	1413	. . 0
0021 21 WASHINGTON HEIGHTS CHA	1007	. . 0
0022 22 MORNINGSIDE LIBRARY	1032	. . 0
0023 23 W.C. COMMUNITY ACTION	912	. . 0
0024 24 M-SIDE LUTHERAN CHURCH	727	. . 0
0025 25 M-SIDE COLLEGE EPPLEY	909	. . 0
0026 26 EAST MIDDLE SCHOOL	1607	. . 0
0027 27 ST JAMES UNITED METH.	1002	. . 0
0028 28 IRVING SCHOOL	341	. . 0
0029 29 WOODBURY	640	. . 0
0030 30 SLOAN	427	. . 0
0031 31 WILLOW	187	. . 0
0032 32 OTO	110	. . 0
0033 33 RUTLAND	248	. . 0
0034 34 SGT BLUFF	1421	. . 0
0035 35 ARL-MOV-WOL	996	. . 0
0036 36 BAN-CON	1044	. . 0
0037 37 FLOYD	361	. . 0
0038 38 GRG-LIB-LAK	568	. . 0
0039 39 GRT-WES	223	. . 0
0040 40 UNION	342	. . 0
0041 41 LIS-MOR	238	. . 0
0042 42 LITTLE SIOUX	183	. . 0
0043 43 KED-MIL	361	. . 0
0044 44 ROCK	150	. . 0



		VOTES	PERCENT			VOTES	PERCENT
Straight Party							
Vote for no more than 1							
01 = Republican Party (REP)		5,929	50.46				
02 = Democrat Party (DEM)		5,588	47.56	04 = OVER VOTES		7	
03 = Libertarian Party (LIB)		232	1.97	05 = UNDER VOTES		19,681	

	01	02	03	04	05
0001 1 HEARTLAND BAPTIST CH	244	152	3	0	703
0002 2 CENTRAL ASSEMBLY OF GOD	74	248	12	0	373
0003 3 WEST MIDDLE SCHOOL	194	244	7	0	551
0004 4 EMERSON SCHOOL	82	214	6	0	282
0005 5 RIVERSIDE SCHOOL	96	271	8	0	437
0006 6 FAITH LUTHERAN CHURCH	173	223	7	2	533
0007 7 CRESCENT PARK SCHOOL	157	223	17	0	473
0008 8 AM. LEGION MONAHAN POST	69	175	7	0	164
0009 9 LINCOLN SCHOOL	194	239	6	0	731
0010 10 CLARK SCHOOL	269	111	5	0	862
0011 11 LAMB PRODUCTIONS	34	100	2	0	63
0012 12 BOYS & GIRLS HOME	31	102	1	0	75
0013 13 SIOUX CITY TRANSIT SYS	97	167	11	0	269
0014 14 BOYS & GIRLS HOME	74	153	10	0	263
0015 15 UNITY SCHOOL	76	133	9	1	243
0016 16 TRIMBLE UNITED METH CH	151	204	11	0	569
0017 17 BRYANT SCHOOL	215	155	3	0	734
0018 18 CALVARY LUTHERAN CH	149	188	6	0	505
0019 19 NORTH MIDDLE SCHOOL	250	195	10	0	888
0020 20 NODLAND SCHOOL	289	117	6	0	1001
0021 21 WASHINGTON HEIGHTS CHA	161	158	4	0	684
0022 22 MORNINGSIDE LIBRARY	203	170	9	0	650
0023 23 W.C. COMMUNITY ACTION	154	192	6	0	560
0024 24 M-SIDE LUTHERAN CHURCH	129	139	4	0	455
0025 25 M-SIDE COLLEGE EPPLEY	164	141	12	0	592
0026 26 EAST MIDDLE SCHOOL	403	171	5	1	1027
0027 27 ST JAMES UNITED METH.	201	159	6	0	636
0028 28 IRVING SCHOOL	66	147	3	1	124
0029 29 WOODBURY	152	56	1	0	431
0030 30 SLOAN	73	24	2	0	328
0031 31 WILLOW	51	14	0	0	122
0032 32 OTO	15	6	3	0	86
0033 33 RUTLAND	44	28	3	0	173
0034 34 SGT BLUFF	265	166	5	0	985
0035 35 ARL-MOV-WOL	234	85	3	0	674
0036 36 BAN-CON	220	79	6	0	739
0037 37 FLOYD	77	34	1	0	249
0038 38 GRG-LIB-LAK	94	57	1	0	416
0039 39 GRT-WES	58	20	3	1	141
0040 40 UNION	74	33	1	0	234
0041 41 LIS-MOR	55	21	0	0	162
0042 42 LITTLE SIOUX	25	27	4	0	127
0043 43 KED-MIL	66	37	2	1	255
0044 44 ROCK	27	10	1	0	112

		VOTES	PERCENT			VOTES	PERCENT
U.S. Senator							
Vote for no more than 1							
01 = Chuck Grassley (REP)		20,895	67.40	04 = WRITE-IN		26	.08
02 = Roxanne Conlin (DEM)		9,461	30.52	05 = OVER VOTES		13	
03 = John Heiderscheidt (LIB)		621	2.00	06 = UNDER VOTES		421	

	01	02	03	04	05	06
0001 1 HEARTLAND BAPTIST CH	795	277	19	2	1	8
0002 2 CENTRAL ASSEMBLY OF GOD	329	350	14	1	0	13
0003 3 WEST MIDDLE SCHOOL	601	359	22	0	2	12
0004 4 EMERSON SCHOOL	277	288	7	0	0	12
0005 5 RIVERSIDE SCHOOL	378	406	14	1	0	13
0006 6 FAITH LUTHERAN CHURCH	546	365	10	1	2	14
0007 7 CRESCENT PARK SCHOOL	521	323	15	0	0	11
0008 8 AM. LEGION MONAHAN POST	176	223	6	0	0	10
0009 9 LINCOLN SCHOOL	712	410	28	0	1	19
0010 10 CLARK SCHOOL	927	268	23	3	1	25
0011 11 LAMB PRODUCTIONS	93	99	5	0	0	2
0012 12 BOYS & GIRLS HOME	87	112	6	1	0	3
0013 13 SIOUX CITY TRANSIT SYS	288	225	15	0	0	16
0014 14 BOYS & GIRLS HOME	248	225	15	3	0	9
0015 15 UNITY SCHOOL	256	190	9	1	0	6
0016 16 TRIMBLE UNITED METH CH	564	337	25	0	1	8
0017 17 BRYANT SCHOOL	774	304	15	0	0	14
0018 18 CALVARY LUTHERAN CH	518	303	15	0	0	12
0019 19 NORTH MIDDLE SCHOOL	932	367	25	1	0	18
0020 20 NODLAND SCHOOL	1083	299	12	3	0	16
0021 21 WASHINGTON HEIGHTS CHA	705	264	22	0	0	16
0022 22 MORNINGSIDE LIBRARY	682	321	14	3	1	11
0023 23 W.C. COMMUNITY ACTION	563	326	16	0	0	7
0024 24 M-SIDE LUTHERAN CHURCH	483	221	15	0	0	8
0025 25 M-SIDE COLLEGE EPPLEY	610	261	23	1	0	14
0026 26 EAST MIDDLE SCHOOL	1223	349	21	0	1	13
0027 27 ST JAMES UNITED METH.	698	280	18	1	0	5
0028 28 IRVING SCHOOL	145	182	9	0	3	2
0029 29 WOODBURY	496	126	13	0	0	5
0030 30 SLOAN	317	92	7	0	0	11
0031 31 WILLOW	150	29	5	0	0	3
0032 32 OTO	80	28	2	0	0	0
0033 33 RUTLAND	194	49	1	0	0	4
0034 34 SGT BLUFF	1022	341	39	1	0	18
0035 35 ARL-MOV-WOL	768	199	20	0	0	9
0036 36 BAN-CON	823	176	27	0	0	18
0037 37 FLOYD	272	73	9	0	0	7
0038 38 GRG-LIB-LAK	392	143	26	1	0	6
0039 39 GRT-WES	190	28	3	0	0	2
0040 40 UNION	264	66	6	0	0	6
0041 41 LIS-MOR	186	41	2	2	0	7
0042 42 LITTLE SIOUX	126	50	4	0	0	3
0043 43 KED-MIL	280	62	16	0	0	3
0044 44 ROCK	121	24	3	0	0	2

				VOTES	PERCENT			VOTES	PERCENT
U.S. Representative District 5									
Vote for no more than 1									
01 = Steve King (REP)				17,744	57.28	04 = WRITE-IN		25	.08
02 = Matthew Campbell (DEM)				12,684	40.95	05 = OVER VOTES		16	
03 = Martin James Monroe (N/P)				523	1.69	06 = UNDER VOTES		445	

							01	02	03	04	05	06
0001	1	HEARTLAND BAPTIST CH	658	414	11	1	1	17				
0002	2	CENTRAL ASSEMBLY OF GOD	272	403	17	1	0	14				
0003	3	WEST MIDDLE SCHOOL	509	453	18	1	1	14				
0004	4	EMERSON SCHOOL	217	347	12	1	0	7				
0005	5	RIVERSIDE SCHOOL	305	472	22	0	1	12				
0006	6	FAITH LUTHERAN CHURCH	434	476	8	1	1	18				
0007	7	CRESCENT PARK SCHOOL	405	436	12	0	0	17				
0008	8	AM. LEGION MONAHAN POST	154	248	6	0	0	7				
0009	9	LINCOLN SCHOOL	579	551	26	1	0	13				
0010	10	CLARK SCHOOL	788	435	10	1	0	13				
0011	11	LAMB PRODUCTIONS	75	116	5	0	0	3				
0012	12	BOYS & GIRLS HOME	74	127	4	1	0	3				
0013	13	SIOUX CITY TRANSIT SYS	252	270	12	1	0	9				
0014	14	BOYS & GIRLS HOME	222	255	16	1	0	6				
0015	15	UNITY SCHOOL	211	226	16	1	0	8				
0016	16	TRIMBLE UNITED METH CH	448	453	18	1	1	14				
0017	17	BRYANT SCHOOL	621	457	9	4	0	16				
0018	18	CALVARY LUTHERAN CH	444	371	12	0	0	21				
0019	19	NORTH MIDDLE SCHOOL	794	507	18	1	0	23				
0020	20	NODLAND SCHOOL	909	468	15	1	1	19				
0021	21	WASHINGTON HEIGHTS CHA	566	415	16	1	1	8				
0022	22	MORNINGSIDE LIBRARY	574	425	17	3	0	13				
0023	23	W.C. COMMUNITY ACTION	471	410	16	0	2	13				
0024	24	M-SIDE LUTHERAN CHURCH	400	305	12	0	0	10				
0025	25	M-SIDE COLLEGE EPPLEY	489	382	22	0	2	14				
0026	26	EAST MIDDLE SCHOOL	1068	499	20	0	0	20				
0027	27	ST JAMES UNITED METH.	588	386	15	1	0	12				
0028	28	IRVING SCHOOL	123	209	2	0	3	4				
0029	29	WOODBURY	455	172	8	0	0	5				
0030	30	SLOAN	284	123	12	0	0	8				
0031	31	WILLOW	139	40	6	1	0	1				
0032	32	OTO	70	37	2	0	0	1				
0033	33	RUTLAND	173	70	3	0	0	2				
0034	34	SGT BLUFF	874	496	28	0	2	21				
0035	35	ARL-MOV-WOL	685	284	13	0	0	14				
0036	36	BAN-CON	758	260	15	1	0	10				
0037	37	FLOYD	256	98	6	0	0	1				
0038	38	GRG-LIB-LAK	351	192	17	0	0	8				
0039	39	GRT-WES	158	59	4	0	0	2				
0040	40	UNION	245	89	4	0	0	4				
0041	41	LIS-MOR	169	60	4	0	0	5				
0042	42	LITTLE SIOUX	115	61	3	0	0	4				
0043	43	KED-MIL	260	89	6	0	0	6				
0044	44	ROCK	102	38	5	0	0	5				

		VOTES	PERCENT			VOTES	PERCENT
Governor & Lt Governor							
Vote for no more than 1							
01 = Terry E. Branstad (REP)		17,990	57.78				
02 = Chet Culver (DEM)		12,079	38.80	06 = Gregory James Hughes (N/P)		172	.55
03 = Jonathan Narcisse (IAP)		335	1.08	07 = WRITE-IN		101	.32
04 = Eric Cooper (LIB)		361	1.16	08 = OVER VOTES		42	
05 = David Rosenfeld (SWP)		95	.31	09 = UNDER VOTES		262	

	01	02	03	04	05	06	07	08	09
0001 1 HEARTLAND BAPTIST CH	696	374	5	8	2	5	7	0	5
0002 2 CENTRAL ASSEMBLY OF GOD	262	401	11	14	4	5	2	1	7
0003 3 WEST MIDDLE SCHOOL	524	420	13	13	4	4	4	2	12
0004 4 EMERSON SCHOOL	232	328	5	7	2	2	2	0	6
0005 5 RIVERSIDE SCHOOL	307	474	11	7	2	4	1	1	5
0006 6 FAITH LUTHERAN CHURCH	451	448	8	10	5	3	2	3	8
0007 7 CRESCENT PARK SCHOOL	408	410	13	17	4	5	3	2	8
0008 8 AM. LEGION MONAHAN POST	144	246	7	2	2	4	3	2	5
0009 9 LINCOLN SCHOOL	614	492	14	16	9	5	7	2	11
0010 10 CLARK SCHOOL	838	374	5	15	1	3	4	0	7
0011 11 LAMB PRODUCTIONS	66	121	2	5	0	2	0	1	2
0012 12 BOYS & GIRLS HOME	66	126	4	6	1	2	0	2	2
0013 13 SIOUX CITY TRANSIT SYS	238	271	12	7	5	4	3	1	3
0014 14 BOYS & GIRLS HOME	209	254	4	19	2	5	1	3	3
0015 15 UNITY SCHOOL	212	221	5	7	1	4	6	1	5
0016 16 TRIMBLE UNITED METH CH	481	407	13	16	2	5	0	2	9
0017 17 BRYANT SCHOOL	636	431	9	12	4	4	3	0	8
0018 18 CALVARY LUTHERAN CH	455	364	5	5	3	4	1	2	9
0019 19 NORTH MIDDLE SCHOOL	809	483	12	14	4	6	4	0	11
0020 20 NODLAND SCHOOL	960	415	9	11	2	3	4	3	6
0021 21 WASHINGTON HEIGHTS CHA	577	390	9	14	3	7	5	0	2
0022 22 MORNINGSIDE LIBRARY	589	401	14	8	4	5	3	0	8
0023 23 W.C. COMMUNITY ACTION	483	383	11	14	1	6	3	3	8
0024 24 M-SIDE LUTHERAN CHURCH	409	282	11	4	1	5	3	0	12
0025 25 M-SIDE COLLEGE EPPLEY	511	354	10	14	0	7	5	0	8
0026 26 EAST MIDDLE SCHOOL	1099	471	7	7	3	5	3	0	12
0027 27 ST JAMES UNITED METH.	585	365	13	14	4	7	3	2	9
0028 28 IRVING SCHOOL	113	197	5	7	4	2	3	4	6
0029 29 WOODBURY	454	170	4	6	0	1	1	0	4
0030 30 SLOAN	296	112	5	7	0	6	0	1	0
0031 31 WILLOW	133	44	4	3	0	0	0	0	3
0032 32 OTO	61	43	1	2	1	2	0	0	0
0033 33 RUTLAND	172	69	0	2	0	2	0	0	3
0034 34 SGT BLUFF	908	465	13	13	2	7	3	1	9
0035 35 ARL-MOV-WOL	675	277	8	11	5	5	4	1	10
0036 36 BAN-CON	718	286	16	4	1	6	3	0	10
0037 37 FLOYD	239	102	9	2	0	5	2	0	2
0038 38 GRG-LIB-LAK	344	191	6	9	4	6	2	0	6
0039 39 GRT-WES	157	53	5	0	1	2	0	0	5
0040 40 UNION	229	100	4	3	2	1	0	0	3
0041 41 LIS-MOR	165	60	4	2	0	3	1	2	1
0042 42 LITTLE SIOUX	108	65	3	2	0	2	0	0	3
0043 43 KED-MIL	253	97	4	2	0	1	0	0	4
0044 44 ROCK	104	42	2	0	0	0	0	0	2



VOTES PERCENT

VOTES PERCENT

Secretary of State

Vote for no more than 1

- 01 = Matt Schultz (REP)
- 02 = Michael A. Mauro (DEM)
- 03 = Jake Porter (LIB)

16,402 54.49 04 = WRITE-IN  
 12,720 42.26 05 = OVER VOTES  
 961 3.19 06 = UNDER VOTES

17 .06  
 6  
 1,331

	01	02	03	04	05	06
0001 1 HEARTLAND BAPTIST CH	652	385	32	1	0	32
0002 2 CENTRAL ASSEMBLY OF GOD	222	433	28	1	0	23
0003 3 WEST MIDDLE SCHOOL	464	457	39	0	0	36
0004 4 EMERSON SCHOOL	192	350	19	1	0	22
0005 5 RIVERSIDE SCHOOL	272	481	34	0	0	25
0006 6 FAITH LUTHERAN CHURCH	418	466	15	2	0	37
0007 7 CRESCENT PARK SCHOOL	368	432	35	1	0	34
0008 8 AM. LEGION MONAHAN POST	132	254	15	0	0	14
0009 9 LINCOLN SCHOOL	550	541	41	0	0	38
0010 10 CLARK SCHOOL	767	383	26	0	0	71
0011 11 LAMB PRODUCTIONS	67	123	7	0	0	2
0012 12 BOYS & GIRLS HOME	57	138	8	0	0	6
0013 13 SIOUX CITY TRANSIT SYS	218	283	27	0	0	16
0014 14 BOYS & GIRLS HOME	189	275	22	0	0	14
0015 15 UNITY SCHOOL	182	237	23	1	0	19
0016 16 TRIMBLE UNITED METH CH	422	436	33	1	1	42
0017 17 BRYANT SCHOOL	582	453	28	0	0	44
0018 18 CALVARY LUTHERAN CH	390	384	22	1	0	51
0019 19 NORTH MIDDLE SCHOOL	721	526	33	1	0	62
0020 20 NODLAND SCHOOL	879	441	20	1	0	72
0021 21 WASHINGTON HEIGHTS CHA	542	390	35	0	0	40
0022 22 MORNINGSIDE LIBRARY	535	431	30	2	0	34
0023 23 W.C. COMMUNITY ACTION	418	438	25	1	1	29
0024 24 M-SIDE LUTHERAN CHURCH	387	291	16	0	0	33
0025 25 M-SIDE COLLEGE EPPLEY	469	364	37	1	0	38
0026 26 EAST MIDDLE SCHOOL	1050	459	26	1	0	71
0027 27 ST JAMES UNITED METH.	559	388	26	0	0	29
0028 28 IRVING SCHOOL	100	215	14	1	3	8
0029 29 WOODBURY	442	163	14	0	0	21
0030 30 SLOAN	274	116	18	0	0	19
0031 31 WILLOW	129	44	4	0	0	10
0032 32 OTO	52	48	7	0	0	3
0033 33 RUTLAND	151	81	6	0	0	10
0034 34 SGT BLUFF	813	498	37	0	0	73
0035 35 ARL -MOV -WOL	602	293	36	0	0	65
0036 36 BAN-CON	668	288	28	0	0	60
0037 37 FLOYD	218	108	19	0	1	15
0038 38 GRG-LIB-LAK	314	201	29	0	0	24
0039 39 GRT-WES	144	58	8	0	0	13
0040 40 UNION	210	107	9	0	0	16
0041 41 LIS-MOR	154	61	7	0	0	16
0042 42 LITTLE SIOUX	104	61	9	0	0	9
0043 43 KED-MIL	226	99	11	0	0	25
0044 44 ROCK	97	40	3	0	0	10

	VOTES	PERCENT		VOTES	PERCENT
Auditor of State					
Vote for no more than 1					
01 = David A. Vaudt (REP)	17,320	58.45			
02 = Jon Murphy (DEM)	12,289	41.47	04 = OVER VOTES	8	
03 = WRITE-IN	23	.08	05 = UNDER VOTES	1,797	

	01	02	03	04	05
0001 1 HEARTLAND BAPTIST CH	689	370	1	0	42
0002 2 CENTRAL ASSEMBLY OF GOD	248	424	1	0	34
0003 3 WEST MIDDLE SCHOOL	501	453	0	1	41
0004 4 EMERSON SCHOOL	204	351	0	1	28
0005 5 RIVERSIDE SCHOOL	291	483	1	1	36
0006 6 FAITH LUTHERAN CHURCH	447	439	1	0	51
0007 7 CRESCENT PARK SCHOOL	385	427	2	0	56
0008 8 AM. LEGION MONAHAN POST	133	264	0	0	18
0009 9 LINCOLN SCHOOL	594	522	0	0	54
0010 10 CLARK SCHOOL	833	334	1	0	79
0011 11 LAMB PRODUCTIONS	64	128	0	0	7
0012 12 BOYS & GIRLS HOME	66	137	0	0	6
0013 13 SIOUX CITY TRANSIT SYS	234	285	0	0	25
0014 14 BOYS & GIRLS HOME	201	275	0	0	24
0015 15 UNITY SCHOOL	196	240	1	0	25
0016 16 TRIMBLE UNITED METH CH	467	416	1	0	51
0017 17 BRYANT SCHOOL	625	421	0	0	61
0018 18 CALVARY LUTHERAN CH	412	376	1	0	59
0019 19 NORTH MIDDLE SCHOOL	779	484	1	0	79
0020 20 NODLAND SCHOOL	941	395	1	0	76
0021 21 WASHINGTON HEIGHTS CHA	569	383	0	0	55
0022 22 MORNINGSIDE LIBRARY	567	405	2	0	58
0023 23 W.C. COMMUNITY ACTION	441	415	1	2	53
0024 24 M-SIDE LUTHERAN CHURCH	397	290	2	0	38
0025 25 M-SIDE COLLEGE EPPLEY	474	383	3	0	49
0026 26 EAST MIDDLE SCHOOL	1082	433	0	0	92
0027 27 ST JAMES UNITED METH.	589	367	0	0	46
0028 28 IRVING SCHOOL	105	215	2	3	16
0029 29 WOODBURY	452	160	0	0	28
0030 30 SLOAN	293	107	0	0	27
0031 31 WILLOW	138	39	0	0	10
0032 32 OTO	52	54	0	0	4
0033 33 RUTLAND	157	74	0	0	17
0034 34 SGT BLUFF	854	464	0	0	103
0035 35 ARL-MOV-WOL	628	278	0	0	90
0036 36 BAN-CON	697	265	0	0	82
0037 37 FLOYD	235	107	0	0	19
0038 38 GRG-LIB-LAK	343	190	0	0	35
0039 39 GRT-WES	146	61	0	0	16
0040 40 UNION	216	100	0	0	26
0041 41 LIS-MOR	149	67	0	0	22
0042 42 LITTLE SIOUX	102	64	1	0	16
0043 43 KED-MIL	228	103	0	0	30
0044 44 ROCK	96	41	0	0	13

		VOTES	PERCENT			VOTES	PERCENT
Treasurer of State							
Vote for no more than 1							
01 = David D. Jamison (REP)		15,793	52.96				
02 = Michael L. Fitzgerald (DEM)		13,990	46.92	04 = OVER VOTES		10	
03 = WRITE-IN		36	.12	05 = UNDER VOTES		1,608	

	01	02	03	04	05
0001 1 HEARTLAND BAPTIST CH	617	439	1	0	45
0002 2 CENTRAL ASSEMBLY OF GOD	227	451	1	0	28
0003 3 WEST MIDDLE SCHOOL	458	494	0	0	44
0004 4 EMERSON SCHOOL	190	370	0	0	24
0005 5 RIVERSIDE SCHOOL	268	512	0	0	32
0006 6 FAITH LUTHERAN CHURCH	409	484	0	0	45
0007 7 CRESCENT PARK SCHOOL	350	471	2	0	47
0008 8 AM. LEGION MONAHAN POST	126	272	0	0	17
0009 9 LINCOLN SCHOOL	541	585	1	0	43
0010 10 CLARK SCHOOL	762	404	4	1	76
0011 11 LAMB PRODUCTIONS	63	130	0	0	6
0012 12 BOYS & GIRLS HOME	63	141	1	0	4
0013 13 SIOUX CITY TRANSIT SYS	219	303	1	0	21
0014 14 BOYS & GIRLS HOME	188	285	1	2	24
0015 15 UNITY SCHOOL	173	264	2	0	23
0016 16 TRIMBLE UNITED METH CH	414	478	0	0	43
0017 17 BRYANT SCHOOL	564	486	2	0	55
0018 18 CALVARY LUTHERAN CH	383	412	1	0	52
0019 19 NORTH MIDDLE SCHOOL	694	568	0	0	81
0020 20 NODLAND SCHOOL	834	506	1	0	72
0021 21 WASHINGTON HEIGHTS CHA	510	446	0	0	51
0022 22 MORNINGSIDE LIBRARY	520	465	2	0	45
0023 23 W.C. COMMUNITY ACTION	406	460	1	2	43
0024 24 M-SIDE LUTHERAN CHURCH	376	312	3	0	36
0025 25 M-SIDE COLLEGE EPPLEY	437	420	2	1	49
0026 26 EAST MIDDLE SCHOOL	997	523	2	0	85
0027 27 ST JAMES UNITED METH.	546	407	4	1	44
0028 28 IRVING SCHOOL	107	219	2	3	10
0029 29 WOODBURY	418	199	0	0	23
0030 30 SLOAN	255	146	0	0	26
0031 31 WILLOW	125	53	0	0	9
0032 32 OTO	47	56	1	0	6
0033 33 RUTLAND	141	94	0	0	13
0034 34 SGT BLUFF	755	574	0	0	92
0035 35 ARL-MOV-WOL	566	354	0	0	76
0036 36 BAN-CON	659	316	0	0	69
0037 37 FLOYD	219	126	0	0	16
0038 38 GRG-LIB-LAK	316	220	0	0	32
0039 39 GRT-WES	137	74	0	0	12
0040 40 UNION	198	123	0	0	21
0041 41 LIS-MOR	122	95	0	0	21
0042 42 LITTLE SIOUX	98	71	1	0	13
0043 43 KED-MIL	201	136	0	0	24
0044 44 ROCK	94	46	0	0	10

	VOTES	PERCENT		VOTES	PERCENT
Secretary of Agriculture					
Vote for no more than 1					
01 = Bill Northey (REP)	18,447	62.10			
02 = Francis Thicke (DEM)	11,235	37.82	04 = OVER VOTES	4	
03 = WRITE-IN	24	.08	05 = UNDER VOTES	1,727	

-----  
01 02 03 04 05  
-----

0001 1 HEARTLAND BAPTIST CH	709	338	1	0	54
0002 2 CENTRAL ASSEMBLY OF GOD	253	421	0	0	33
0003 3 WEST MIDDLE SCHOOL	527	430	1	0	38
0004 4 EMERSON SCHOOL	228	333	0	0	23
0005 5 RIVERSIDE SCHOOL	316	460	0	0	36
0006 6 FAITH LUTHERAN CHURCH	466	423	0	0	49
0007 7 CRESCENT PARK SCHOOL	417	399	1	0	53
0008 8 AM. LEGION MONAHAN POST	140	260	0	0	15
0009 9 LINCOLN SCHOOL	652	459	0	0	59
0010 10 CLARK SCHOOL	866	298	2	0	81
0011 11 LAMB PRODUCTIONS	66	122	0	0	11
0012 12 BOYS & GIRLS HOME	72	131	0	0	6
0013 13 SIOUX CITY TRANSIT SYS	242	278	0	0	24
0014 14 BOYS & GIRLS HOME	221	250	1	1	27
0015 15 UNITY SCHOOL	215	223	2	0	22
0016 16 TRIMBLE UNITED METH CH	485	398	2	0	50
0017 17 BRYANT SCHOOL	677	369	0	0	61
0018 18 CALVARY LUTHERAN CH	444	348	0	0	56
0019 19 NORTH MIDDLE SCHOOL	823	428	0	0	92
0020 20 NODLAND SCHOOL	986	347	2	0	78
0021 21 WASHINGTON HEIGHTS CHA	596	354	0	0	57
0022 22 MORNINGSIDE LIBRARY	612	364	3	0	53
0023 23 W.C. COMMUNITY ACTION	484	382	0	0	46
0024 24 M-SIDE LUTHERAN CHURCH	415	266	3	0	43
0025 25 M-SIDE COLLEGE EPPLEY	516	341	1	0	51
0026 26 EAST MIDDLE SCHOOL	1130	380	2	0	95
0027 27 ST JAMES UNITED METH.	611	344	0	0	47
0028 28 IRVING SCHOOL	113	210	0	3	15
0029 29 WOODBURY	462	144	1	0	33
0030 30 SLOAN	301	100	0	0	26
0031 31 WILLOW	142	37	0	0	8
0032 32 OTO	70	34	0	0	6
0033 33 RUTLAND	170	65	0	0	13
0034 34 SGT BLUFF	907	419	0	0	95
0035 35 ARL-MOV-WOL	696	231	0	0	69
0036 36 BAN-CON	750	229	0	0	65
0037 37 FLOYD	255	89	1	0	16
0038 38 GRG-LIB-LAK	356	175	0	0	37
0039 39 GRT-WES	162	48	0	0	13
0040 40 UNION	237	87	0	0	18
0041 41 LIS-MOR	170	56	0	0	12
0042 42 LITTLE SIOUX	111	56	1	0	15
0043 43 KED-MIL	265	79	0	0	17
0044 44 ROCK	111	30	0	0	9

		VOTES	PERCENT			VOTES	PERCENT
Attorney General							
Vote for no more than 1							
01 = Brenna Findley (REP)		14,873	48.59				
02 = Tom Miller (DEM)		15,703	51.31	04 = OVER VOTES		9	
03 = WRITE-IN		31	.10	05 = UNDER VOTES		821	

	01	02	03	04	05
0001 1 HEARTLAND BAPTIST CH	563	516	1	0	22
0002 2 CENTRAL ASSEMBLY OF GOD	218	473	0	0	16
0003 3 WEST MIDDLE SCHOOL	437	531	2	0	26
0004 4 EMERSON SCHOOL	181	391	0	0	12
0005 5 RIVERSIDE SCHOOL	249	545	1	0	17
0006 6 FAITH LUTHERAN CHURCH	373	532	3	0	30
0007 7 CRESCENT PARK SCHOOL	345	499	0	0	26
0008 8 AM. LEGION MONAHAN POST	124	280	0	0	11
0009 9 LINCOLN SCHOOL	527	616	0	1	26
0010 10 CLARK SCHOOL	684	527	3	0	33
0011 11 LAMB PRODUCTIONS	60	135	0	0	4
0012 12 BOYS & GIRLS HOME	58	147	0	0	4
0013 13 SIOUX CITY TRANSIT SYS	206	327	0	0	11
0014 14 BOYS & GIRLS HOME	173	310	0	1	16
0015 15 UNITY SCHOOL	176	269	1	0	16
0016 16 TRIMBLE UNITED METH CH	387	519	3	1	25
0017 17 BRYANT SCHOOL	521	551	1	0	34
0018 18 CALVARY LUTHERAN CH	374	442	0	1	31
0019 19 NORTH MIDDLE SCHOOL	619	680	0	0	44
0020 20 NODLAND SCHOOL	766	617	0	0	30
0021 21 WASHINGTON HEIGHTS CHA	482	510	0	1	14
0022 22 MORNINGSIDE LIBRARY	505	508	1	0	18
0023 23 W.C. COMMUNITY ACTION	401	486	3	1	21
0024 24 M-SIDE LUTHERAN CHURCH	342	363	3	0	19
0025 25 M-SIDE COLLEGE EPPLEY	429	461	1	0	18
0026 26 EAST MIDDLE SCHOOL	929	641	0	0	37
0027 27 ST JAMES UNITED METH.	507	474	3	0	18
0028 28 IRVING SCHOOL	109	221	2	3	6
0029 29 WOODBURY	382	242	0	0	16
0030 30 SLOAN	235	181	0	0	11
0031 31 WILLOW	118	64	0	0	5
0032 32 OTO	47	60	0	0	3
0033 33 RUTLAND	120	120	0	0	8
0034 34 SGT BLUFF	723	653	0	0	45
0035 35 ARL-MOV-WOL	527	431	0	0	38
0036 36 BAN-CON	627	390	1	0	26
0037 37 FLOYD	215	136	1	0	9
0038 38 GRG-LIB-LAK	307	243	1	0	17
0039 39 GRT-WES	128	88	0	0	7
0040 40 UNION	182	143	0	0	17
0041 41 LIS-MOR	126	102	0	0	10
0042 42 LITTLE SIOUX	104	72	0	0	7
0043 43 KED-MIL	196	152	0	0	13
0044 44 ROCK	91	55	0	0	4

	VOTES	PERCENT		VOTES	PERCENT
State Senator District 1					
Vote for no more than 1					
01 = Rick Bertrand (REP)	7,581	50.68			
02 = Rick Mullin (DEM)	7,359	49.20	04 = OVER VOTES	7	
03 = WRITE-IN	18	.12	05 = UNDER VOTES	364	

	01	02	03	04	05
0001 1 HEARTLAND BAPTIST CH	681	398	1	1	21
0002 2 CENTRAL ASSEMBLY OF GOD	248	438	0	0	21
0003 3 WEST MIDDLE SCHOOL	501	470	2	0	23
0004 4 EMERSON SCHOOL	204	364	0	0	16
0005 5 RIVERSIDE SCHOOL	285	510	0	0	17
0006 6 FAITH LUTHERAN CHURCH	449	466	1	1	21
0007 7 CRESCENT PARK SCHOOL	398	444	1	0	27
0008 8 AM. LEGION MONAHAN POST	139	265	0	0	11
0009 9 LINCOLN SCHOOL	598	546	1	0	25
0010 10 CLARK SCHOOL	845	365	1	0	36
0011 11 LAMB PRODUCTIONS	69	125	0	0	5
0012 12 BOYS & GIRLS HOME	66	139	0	0	4
0013 13 SIOUX CITY TRANSIT SYS	250	283	1	1	9
0014 14 BOYS & GIRLS HOME	196	287	2	0	15
0015 15 UNITY SCHOOL	216	237	1	0	8
0016 16 TRIMBLE UNITED METH CH	457	454	3	0	21
0017 17 BRYANT SCHOOL	624	462	2	0	19
0018 18 CALVARY LUTHERAN CH	443	373	2	0	30
0019 19 NORTH MIDDLE SCHOOL	797	518	0	0	28
0028 28 IRVING SCHOOL	115	215	0	4	7

NUMBERED KEY CANVASS

RUN DATE:11/08/10 10:08 PM

General Election  
Woodbury County, IA  
November 2, 2010

Official Canvass Report

REPORT-EL52 PAGE 0012

		VOTES		PERCENT				VOTES		PERCENT	
State Senator District 27											
Vote for no more than 1											
01 = Bill Anderson (REP)		7,883		59.35							
02 = Marty Pottebaum (DEM)		5,390		40.58	04 = OVER VOTES						2
03 = WRITE-IN		10		.08	05 = UNDER VOTES						376
-----											
		01	02	03	04	05					
-----											
0020	20	NODLAND SCHOOL	879	503	0	1	30				
0021	21	WASHINGTON HEIGHTS CHA	501	482	0	0	24				
0022	22	MORNINGSIDE LIBRARY	534	472	1	0	25				
0023	23	W.C. COMMUNITY ACTION	418	474	2	0	18				
0024	24	M-SIDE LUTHERAN CHURCH	375	324	3	1	24				
0025	25	M-SIDE COLLEGE EPPLEY	454	427	2	0	26				
0026	26	EAST MIDDLE SCHOOL	987	564	1	0	55				
0027	27	ST JAMES UNITED METH.	544	437	1	0	20				
0029	29	WOODBURY	440	185	0	0	15				
0033	33	RUTLAND	178	60	0	0	10				
0034	34	SGT BLUFF	822	556	0	0	43				
0035	35	ARL-MOV-WOL	641	326	0	0	29				
0036	36	BAN-CON	683	327	0	0	34				
0037	37	FLOYD	217	134	0	0	10				
0040	40	UNION	210	119	0	0	13				

		VOTES					PERCENT	
		01	02	03	04	05		
State Representative District 1								
Vote for no more than 1								
01 = Jeremy Taylor (REP)							4,645	53.62
02 = David Alan Dawson (DEM)							4,013	46.32
03 = WRITE-IN							5	.06
								04 = OVER VOTES
								05 = UNDER VOTES
								2
								176
-----								
		01	02	03	04	05		
-----								
0001	1 HEARTLAND BAPTIST CH	710	374	3	0	15		
0002	2 CENTRAL ASSEMBLY OF GOD	278	413	0	0	16		
0003	3 WEST MIDDLE SCHOOL	521	460	0	1	14		
0004	4 EMERSON SCHOOL	225	347	0	0	12		
0005	5 RIVERSIDE SCHOOL	321	476	0	0	15		
0006	6 FAITH LUTHERAN CHURCH	477	442	0	1	18		
0007	7 CRESCENT PARK SCHOOL	429	419	0	0	22		
0008	8 AM. LEGION MONAHAN POST	158	245	0	0	12		
0009	9 LINCOLN SCHOOL	652	498	2	0	18		
0010	10 CLARK SCHOOL	874	339	0	0	34		



NUMBERED KEY CANVASS

RUN DATE:11/08/10 10:08 PM

General Election  
Woodbury County, IA  
November 2, 2010

Official Canvass Report

REPORT-EL52 PAGE 0014

State Representative District 2

VOTES PERCENT

VOTES PERCENT

Vote for no more than 1

- 01 = Cate Bryan (REP)
- 02 = Chris Hall (DEM)
- 03 = WRITE-IN

2,880 45.51  
 3,438 54.33  
 10 .16

04 = OVER VOTES  
 05 = UNDER VOTES

2  
 158

-----  
 01 02 03 04 05  
 -----

0011	11	LAMB PRODUCTIONS	59	137	1	0	2
0012	12	BOYS & GIRLS HOME	58	146	0	0	5
0013	13	SIOUX CITY TRANSIT SYS	202	333	0	0	9
0014	14	BOYS & GIRLS HOME	188	297	2	0	13
0015	15	UNITY SCHOOL	175	275	1	0	11
0016	16	TRIMBLE UNITED METH CH	409	504	2	0	20
0017	17	BRYANT SCHOOL	555	520	1	1	30
0018	18	CALVARY LUTHERAN CH	382	443	1	0	22
0019	19	NORTH MIDDLE SCHOOL	741	564	1	0	37
0028	28	IRVING SCHOOL	111	219	1	1	9

NUMBERED KEY CANVASS

RUN DATE:11/08/10 10:08 PM

General Election  
Woodbury County, IA  
November 2, 2010

Official Canvass Report

REPORT-EL52 PAGE 0015

State Representative District 53

VOTES PERCENT

VOTES PERCENT

Vote for no more than 1

01 = Daniel Huseman (REP)

02 = WRITE-IN

2,903 99.18

24 .82

03 = OVER VOTES

04 = UNDER VOTES

0

973

	01	02	03	04
0026 26 EAST MIDDLE SCHOOL	167	1	0	48
0029 29 WOODBURY	471	5	0	164
0033 33 RUTLAND	181	1	0	66
0034 34 SGT BLUFF	39	0	0	14
0035 35 ARL-MOV-WOL	737	6	0	253
0036 36 BAN-CON	789	4	0	251
0037 37 FLOYD	269	6	0	86
0040 40 UNION	250	1	0	91

		VOTES		PERCENT				VOTES		PERCENT	
State Representative District 54											
Vote for no more than 1											
01 = Ron Jorgensen (REP)		6,345		66.87							
02 = Carlos Venable-Ridley (DEM)		3,136		33.05		04 = OVER VOTES			2		
03 = WRITE-IN		8		.08		05 = UNDER VOTES			270		
-----											
		01	02	03	04	05					
-----											
0020	20	NODLAND SCHOOL	1038	339	0	0	36				
0021	21	WASHINGTON HEIGHTS CHA	634	342	1	0	30				
0022	22	MORNINGSIDE LIBRARY	610	396	1	1	24				
0023	23	W.C. COMMUNITY ACTION	484	404	2	0	22				
0024	24	M-SIDE LUTHERAN CHURCH	439	258	2	0	28				
0025	25	M-SIDE COLLEGE EPPLLEY	539	348	0	1	21				
0026	26	EAST MIDDLE SCHOOL	1036	314	0	0	41				
0027	27	ST JAMES UNITED METH.	666	315	1	0	20				
0034	34	SGT BLUFF	899	420	1	0	48				

		VOTES		PERCENT			VOTES		PERCENT
State Representative District 55									
Vote for no more than 1									
01 = Jason Schultz (REP)		1,767	99.05		03 = OVER VOTES		0		
02 = WRITE-IN		17	.95		04 = UNDER VOTES		663		
		-----	-----						
		01	02	03	04				
		-----	-----	-----	-----				
0030	30 SLOAN	327	3	0	97				
0031	31 WILLOW	140	0	0	47				
0032	32 OTO	72	3	0	35				
0038	38 GRG-LIB-LAK	392	2	0	174				
0039	39 GRT-WES	171	2	0	50				
0041	41 LIS-MOR	182	2	0	54				
0042	42 LITTLE SIOUX	116	2	0	65				
0043	43 KED-MIL	258	1	0	102				
0044	44 ROCK	109	2	0	39				

Board of Supervisors District 1

VOTES PERCENT

VOTES PERCENT

Vote for no more than 1

01 = Mike Hobart (REP) 13,959 46.23  
02 = George W. Boykin (DEM) 16,122 53.39  
03 = WRITE-IN 114 .38

04 = OVER VOTES 15  
05 = UNDER VOTES 1,227

-----  
01 02 03 04 05  
-----

0001	1	HEARTLAND BAPTIST CH	550	523	4	0	25
0002	2	CENTRAL ASSEMBLY OF GOD	211	472	2	0	22
0003	3	WEST MIDDLE SCHOOL	396	560	8	1	31
0004	4	EMERSON SCHOOL	187	377	1	1	18
0005	5	RIVERSIDE SCHOOL	259	531	1	1	20
0006	6	FAITH LUTHERAN CHURCH	372	528	4	0	34
0007	7	CRESCENT PARK SCHOOL	337	507	4	0	22
0008	8	AM. LEGION MONAHAN POST	116	286	0	0	13
0009	9	LINCOLN SCHOOL	477	651	5	1	36
0010	10	CLARK SCHOOL	654	530	7	0	56
0011	11	LAMB PRODUCTIONS	49	139	1	0	10
0012	12	BOYS & GIRLS HOME	55	146	1	0	7
0013	13	SIOUX CITY TRANSIT SYS	202	322	6	0	14
0014	14	BOYS & GIRLS HOME	170	310	2	0	18
0015	15	UNITY SCHOOL	162	280	9	0	11
0016	16	TRIMBLE UNITED METH CH	380	521	3	0	31
0017	17	BRYANT SCHOOL	518	544	1	1	43
0018	18	CALVARY LUTHERAN CH	366	450	2	1	29
0019	19	NORTH MIDDLE SCHOOL	609	673	1	0	60
0020	20	NODLAND SCHOOL	717	635	3	1	57
0021	21	WASHINGTON HEIGHTS CHA	436	538	3	0	30
0022	22	MORNINGSIDE LIBRARY	447	536	3	1	45
0023	23	W.C. COMMUNITY ACTION	355	514	4	0	39
0024	24	M-SIDE LUTHERAN CHURCH	298	396	3	0	30
0025	25	M-SIDE COLLEGE EPPLEY	399	469	5	1	35
0026	26	EAST MIDDLE SCHOOL	850	685	4	0	68
0027	27	ST JAMES UNITED METH.	460	497	7	1	37
0028	28	IRVING SCHOOL	99	231	0	3	8
0029	29	WOODBURY	365	245	4	0	26
0030	30	SLOAN	225	177	3	0	22
0031	31	WILLOW	119	59	0	0	9
0032	32	OTO	45	60	0	0	5
0033	33	RUTLAND	132	106	0	0	10
0034	34	SGT BLUFF	666	675	2	2	76
0035	35	ARL-MOV-WOL	522	415	1	0	58
0036	36	BAN-CON	574	430	3	0	37
0037	37	FLOYD	188	151	3	0	19
0038	38	GRG-LIB-LAK	248	284	2	0	34
0039	39	GRT-WES	130	88	0	0	5
0040	40	UNION	158	170	0	0	14
0041	41	LIS-MOR	128	88	2	0	20
0042	42	LITTLE SIOUX	77	91	0	0	15
0043	43	KED-MIL	169	172	0	0	20
0044	44	ROCK	82	60	0	0	8

	VOTES PERCENT					VOTES PERCENT	
Board of Supervisors District 3							
Vote for no more than 1							
01 = David Tripp (REP)	16,363	55.48					
02 = Douglas L. Walsh (DEM)	13,105	44.43				04 = OVER VOTES	6
03 = WRITE-IN	26	.09				05 = UNDER VOTES	1,937
	01	02	03	04	05		
0001 1 HEARTLAND BAPTIST CH	616	419	1	0	66		
0002 2 CENTRAL ASSEMBLY OF GOD	248	423	0	0	36		
0003 3 WEST MIDDLE SCHOOL	475	469	2	0	50		
0004 4 EMERSON SCHOOL	195	362	1	0	26		
0005 5 RIVERSIDE SCHOOL	268	508	0	0	36		
0006 6 FAITH LUTHERAN CHURCH	400	470	3	0	65		
0007 7 CRESCENT PARK SCHOOL	364	447	2	0	57		
0008 8 AM. LEGION MONAHAN POST	132	267	0	0	16		
0009 9 LINCOLN SCHOOL	558	537	1	0	74		
0010 10 CLARK SCHOOL	764	390	1	0	92		
0011 11 LAMB PRODUCTIONS	70	123	0	0	6		
0012 12 BOYS & GIRLS HOME	67	137	0	0	5		
0013 13 SIOUX CITY TRANSIT SYS	230	290	0	0	24		
0014 14 BOYS & GIRLS HOME	196	274	0	0	30		
0015 15 UNITY SCHOOL	185	255	2	0	20		
0016 16 TRIMBLE UNITED METH CH	429	446	2	0	58		
0017 17 BRYANT SCHOOL	574	461	0	0	72		
0018 18 CALVARY LUTHERAN CH	387	400	2	0	59		
0019 19 NORTH MIDDLE SCHOOL	695	543	0	0	105		
0020 20 NODLAND SCHOOL	842	480	0	1	90		
0021 21 WASHINGTON HEIGHTS CHA	524	423	1	0	59		
0022 22 MORNINGSIDE LIBRARY	532	435	1	0	64		
0023 23 W.C. COMMUNITY ACTION	437	423	1	1	50		
0024 24 M-SIDE LUTHERAN CHURCH	376	312	2	0	37		
0025 25 M-SIDE COLLEGE EPPLEY	458	410	1	0	40		
0026 26 EAST MIDDLE SCHOOL	996	512	1	0	98		
0027 27 ST JAMES UNITED METH.	528	428	1	0	45		
0028 28 IRVING SCHOOL	110	214	1	3	13		
0029 29 WOODBURY	423	184	0	0	33		
0030 30 SLOAN	321	88	0	0	18		
0031 31 WILLOW	139	39	0	0	9		
0032 32 OTO	59	45	0	0	6		
0033 33 RUTLAND	145	81	0	1	21		
0034 34 SGT BLUFF	831	490	0	0	100		
0035 35 ARL-MOV-WOL	615	294	0	0	87		
0036 36 BAN-CON	677	283	0	0	84		
0037 37 FLOYD	248	99	0	0	14		
0038 38 GRG-LIB-LAK	377	162	0	0	29		
0039 39 GRT-WES	136	72	0	0	15		
0040 40 UNION	202	113	0	0	27		
0041 41 LIS-MOR	130	76	0	0	32		
0042 42 LITTLE SIOUX	105	58	0	0	20		
0043 43 KED-MIL	210	118	0	0	33		
0044 44 ROCK	89	45	0	0	16		

		VOTES	PERCENT			VOTES	PERCENT
County Treasurer							
Vote for no more than 1							
01 = Michael R. Clayton (REP)		17,044	56.50				
02 = Kathryn L. Colling (DEM)		13,094	43.41	04 = OVER VOTES		3	
03 = WRITE-IN		26	.09	05 = UNDER VOTES		1,270	

	01	02	03	04	05
0001 1 HEARTLAND BAPTIST CH	625	445	1	0	31
0002 2 CENTRAL ASSEMBLY OF GOD	235	441	0	0	31
0003 3 WEST MIDDLE SCHOOL	484	475	1	0	36
0004 4 EMERSON SCHOOL	205	359	0	0	20
0005 5 RIVERSIDE SCHOOL	281	509	0	0	22
0006 6 FAITH LUTHERAN CHURCH	421	485	0	0	32
0007 7 CRESCENT PARK SCHOOL	388	451	0	0	31
0008 8 AM. LEGION MONAHAN POST	129	272	1	0	13
0009 9 LINCOLN SCHOOL	565	568	0	0	37
0010 10 CLARK SCHOOL	738	441	0	0	68
0011 11 LAMB PRODUCTIONS	67	124	0	0	8
0012 12 BOYS & GIRLS HOME	67	134	2	0	6
0013 13 SIOUX CITY TRANSIT SYS	219	309	0	0	16
0014 14 BOYS & GIRLS HOME	198	278	0	0	24
0015 15 UNITY SCHOOL	190	251	1	0	20
0016 16 TRIMBLE UNITED METH CH	443	452	1	0	39
0017 17 BRYANT SCHOOL	575	494	0	0	38
0018 18 CALVARY LUTHERAN CH	399	406	1	0	42
0019 19 NORTH MIDDLE SCHOOL	731	549	0	0	63
0020 20 NODLAND SCHOOL	907	446	0	1	59
0021 21 WASHINGTON HEIGHTS CHA	563	411	0	0	33
0022 22 MORNINGSIDE LIBRARY	565	428	4	0	35
0023 23 W.C. COMMUNITY ACTION	441	434	2	0	35
0024 24 M-SIDE LUTHERAN CHURCH	394	301	2	0	30
0025 25 M-SIDE COLLEGE EPPLEY	514	367	1	0	27
0026 26 EAST MIDDLE SCHOOL	1069	466	2	0	70
0027 27 ST JAMES UNITED METH.	589	381	1	0	31
0028 28 IRVING SCHOOL	106	222	1	2	10
0029 29 WOODBURY	443	176	1	0	20
0030 30 SLOAN	296	115	0	0	16
0031 31 WILLOW	144	37	0	0	6
0032 32 OTO	64	43	0	0	3
0033 33 RUTLAND	163	71	0	0	14
0034 34 SGT BLUFF	849	502	0	0	70
0035 35 ARL-MOV-WOL	645	295	0	0	56
0036 36 BAN-CON	696	286	2	0	60
0037 37 FLOYD	245	101	0	0	15
0038 38 GRG-LIB-LAK	373	169	1	0	25
0039 39 GRT-WES	155	57	0	0	11
0040 40 UNION	223	102	0	0	17
0041 41 LIS-MOR	154	67	0	0	17
0042 42 LITTLE SIOUX	115	55	1	0	12
0043 43 KED-MIL	265	83	0	0	13
0044 44 ROCK	106	36	0	0	8

	VOTES	PERCENT		VOTES	PERCENT
County Attorney					
Vote for no more than 1					
01 = Patrick PJ Jennings (DEM)	20,035	96.93	03 = OVER VOTES	7	
02 = WRITE-IN	635	3.07	04 = UNDER VOTES	10,760	

	01	02	03	04
0001 1 HEARTLAND BAPTIST CH	648	26	2	426
0002 2 CENTRAL ASSEMBLY OF GOD	550	5	0	152
0003 3 WEST MIDDLE SCHOOL	627	22	0	347
0004 4 EMERSON SCHOOL	450	12	2	120
0005 5 RIVERSIDE SCHOOL	635	10	0	167
0006 6 FAITH LUTHERAN CHURCH	633	19	0	286
0007 7 CRESCENT PARK SCHOOL	585	17	0	268
0008 8 AM. LEGION MONAHAN POST	317	7	1	90
0009 9 LINCOLN SCHOOL	778	20	1	371
0010 10 CLARK SCHOOL	707	42	0	498
0011 11 LAMB PRODUCTIONS	146	3	0	50
0012 12 BOYS & GIRLS HOME	163	6	0	40
0013 13 SIOUX CITY TRANSIT SYS	391	19	0	134
0014 14 BOYS & GIRLS HOME	363	13	0	124
0015 15 UNITY SCHOOL	332	16	0	114
0016 16 TRIMBLE UNITED METH CH	638	16	0	281
0017 17 BRYANT SCHOOL	696	24	0	387
0018 18 CALVARY LUTHERAN CH	570	20	0	258
0019 19 NORTH MIDDLE SCHOOL	878	29	0	436
0020 20 NODLAND SCHOOL	843	26	0	544
0021 21 WASHINGTON HEIGHTS CHA	659	19	0	329
0022 22 MORNINGSIDE LIBRARY	667	25	0	340
0023 23 W.C. COMMUNITY ACTION	631	26	0	255
0024 24 M-SIDE LUTHERAN CHURCH	477	13	0	237
0025 25 M-SIDE COLLEGE EPPLEY	602	16	0	291
0026 26 EAST MIDDLE SCHOOL	910	26	0	671
0027 27 ST JAMES UNITED METH.	629	22	0	351
0028 28 IRVING SCHOOL	254	4	1	82
0029 29 WOODBURY	316	22	0	302
0030 30 SLOAN	256	9	0	162
0031 31 WILLOW	103	1	0	83
0032 32 OTO	79	0	0	31
0033 33 RUTLAND	150	2	0	96
0034 34 SGT BLUFF	905	20	0	496
0035 35 ARL -MOV-WOL	550	11	0	435
0036 36 BAN-CON	540	31	0	473
0037 37 FLOYD	197	5	0	159
0038 38 GRG-LIB-LAK	353	8	0	207
0039 39 GRT-WES	125	2	0	96
0040 40 UNION	184	11	0	147
0041 41 LIS-MOR	121	1	0	116
0042 42 LITTLE SIOUX	102	0	0	81
0043 43 KED-MIL	196	5	0	160
0044 44 ROCK	79	4	0	67



NUMBERED KEY CANVASS

RUN DATE:11/08/10 10:08 PM

General Election  
Woodbury County, IA  
November 2, 2010

Official Canvass Report

REPORT-EL52 PAGE 0022

Arlington Township Trustee

VOTES PERCENT

VOTES PERCENT

Vote for no more than 1

01 = Vicki Hulse

114 98.28

03 = OVER VOTES

0

02 = WRITE-IN

2 1.72

04 = UNDER VOTES

33

-----  
01 02 03 04

-----  
114 2 0 33

0035 35 ARL-MOV-WOL

NUMBERED KEY CANVASS

General Election  
Woodbury County, IA  
November 2, 2010

Official Canvass Report

RUN DATE:11/08/10 10:08 PM

REPORT-EL52 PAGE 0023

Arlington Township Clerk

VOTES PERCENT

VOTES PERCENT

Vote for no more than 1

01 = Evelyn Stubbs

02 = WRITE-IN

112 99.12

1 .88

03 = OVER VOTES

04 = UNDER VOTES

0

36

01	02	03	04
112	1	0	36

0035 35 ARL-MOV-WOL

NUMBERED KEY CANVASS

RUN DATE:11/08/10 10:08 PM

General Election  
Woodbury County, IA  
November 2, 2010

Official Canvass Report

REPORT-EL52 PAGE 0024

Banner Township Trustee  
Vote for no more than 1  
01 = Charles Hoeiker  
02 = WRITE-IN

VOTES PERCENT

VOTES PERCENT

115 99.14  
1 .86

03 = OVER VOTES  
04 = UNDER VOTES

0  
37

01	02	03	04
115	1	0	37

0036 36 BAN-CON

NUMBERED KEY CANVASS

General Election  
Woodbury County, IA  
November 2, 2010

Official Canvass Report

RUN DATE:11/08/10 10:08 PM

REPORT-EL52 PAGE 0025

	VOTES		PERCENT			VOTES		PERCENT	
Banner Township Trustee									
Vote for no more than 1									
01 = Wallace E. Sorensen		101		97.12	03 = OVER VOTES		1		
02 = WRITE-IN		3		2.88	04 = UNDER VOTES		48		
	-----								
	01	02	03	04					
	-----								
0036 36 BAN-CON	101	3	1	48					

---

NUMBERED KEY CANVASS

RUN DATE:11/08/10 10:08 PM

General Election  
Woodbury County, IA  
November 2, 2010

Official Canvass Report

REPORT-EL52 PAGE 0026

Banner Township Clerk

VOTES PERCENT

VOTES PERCENT

Vote for no more than 1

01 = WRITE-IN

9 100.00

02 = OVER VOTES

0

03 = UNDER VOTES

144

-----  
01 02 03

-----  
9 0 144

0036 36 BAN-CON

NUMBERED KEY CANVASS

General Election  
Woodbury County, IA  
November 2, 2010

Official Canvass Report

RUN DATE:11/08/10 10:08 PM

REPORT-EL52 PAGE 0027

		VOTES	PERCENT			VOTES	PERCENT
Concord Townshp Trustee CONCORD TOWNSHIP							
Vote for no more than 1							
01 = Roger L. Milligan		341	98.84	03 = OVER VOTES		0	
02 = WRITE-IN		4	1.16	04 = UNDER VOTES		185	
		-----					
		01	02	03	04		
		-----					
0036 36 BAN-CON		341	4	0	185		

---

NUMBERED KEY CANVASS

RUN DATE:11/08/10 10:08 PM

General Election  
Woodbury County, IA  
November 2, 2010

Official Canvass Report

REPORT-EL52 PAGE 0028

Concord Township Clerk  
Vote for no more than 1  
01 = Ida M. Milligan  
02 = WRITE-IN

VOTES PERCENT

VOTES PERCENT

331 98.51  
5 1.49

03 = OVER VOTES  
04 = UNDER VOTES

0  
194

-----			
01	02	03	04
-----			
331	5	0	194

0036 36 BAN-CON

NUMBERED KEY CANVASS

RUN DATE:11/08/10 10:08 PM

General Election  
Woodbury County, IA  
November 2, 2010

Official Canvass Report

REPORT-EL52 PAGE 0029

Floyd Township Trustee

VOTES PERCENT

VOTES PERCENT

Vote for no more than 1

01 = WRITE-IN

18 100.00

02 = OVER VOTES

0

03 = UNDER VOTES

253

-----  
01 02 03

-----  
18 0 253

0037 37 FLOYD



NUMBERED KEY CANVASS

RUN DATE:11/08/10 10:08 PM

General Election  
Woodbury County, IA  
November 2, 2010

Official Canvass Report

REPORT-EL52 PAGE 0030

Floyd Township Clerk

Vote for no more than 1

01 = Ava M. Lewon

02 = WRITE-IN

VOTES PERCENT

VOTES PERCENT

178 98.89

2 1.11

03 = OVER VOTES

04 = UNDER VOTES

0

91

-----			
01	02	03	04
-----			
178	2	0	91

0037 37 FLOYD

NUMBERED KEY CANVASS

General Election  
Woodbury County, IA  
November 2, 2010

Official Canvass Report

RUN DATE:11/08/10 10:08 PM

REPORT-EL52 PAGE 0031

Grange Township Trustee  
Vote for no more than 1  
01 = WRITE-IN  
02 = OVER VOTES

VOTES PERCENT

VOTES PERCENT

13 100.00  
0

03 = UNDER VOTES

73

-----  
01 02 03

-----  
13 0 73

0038 38 GRG-LIB-LAK

NUMBERED KEY CANVASS

RUN DATE:11/08/10 10:08 PM

General Election  
Woodbury County, IA  
November 2, 2010

Official Canvass Report

REPORT-EL52 PAGE 0032

Grange Township Clerk  
Vote for no more than 1  
01 = Peggy Powell  
02 = WRITE-IN

VOTES PERCENT

VOTES PERCENT

54 100.00  
0

03 = OVER VOTES  
04 = UNDER VOTES

0  
32

01	02	03	04
54	0	0	32

0038 38 GRG-LIB-LAK

NUMBERED KEY CANVASS

RUN DATE:11/08/10 10:08 PM

General Election  
Woodbury County, IA  
November 2, 2010

Official Canvass Report

REPORT-EL52 PAGE 0033

Grant Township Trustee  
Vote for no more than 1  
01 = Karl Paulsen  
02 = WRITE-IN

VOTES PERCENT

VOTES PERCENT

57 98.28  
1 1.72

03 = OVER VOTES  
04 = UNDER VOTES

0  
22

01	02	03	04
57	1	0	22

0039 39 GRT-WES

NUMBERED KEY CANVASS

RUN DATE:11/08/10 10:08 PM

General Election  
Woodbury County, IA  
November 2, 2010

Official Canvass Report

REPORT-EL52 PAGE 0034

Grant Township Clerk  
Vote for no more than 1  
01 = Alesha Paulsen  
02 = WRITE-IN

VOTES PERCENT

VOTES PERCENT

55 98.21  
1 1.79

03 = OVER VOTES  
04 = UNDER VOTES

0  
24

-----			
01	02	03	04
-----			
55	1	0	24

0039 39 GRT-WES

NUMBERED KEY CANVASS

RUN DATE:11/08/10 10:08 PM

General Election  
Woodbury County, IA  
November 2, 2010

Official Canvass Report

REPORT-EL52 PAGE 0035

Kedron Township Trustee

Vote for no more than 1

01 = WRITE-IN

02 = OVER VOTES

VOTES PERCENT

VOTES PERCENT

10 100.00

0

03 = UNDER VOTES

64

-----  
01 02 03

-----  
10 0 64

0043 43 KED-MIL

NUMBERED KEY CANVASS

RUN DATE:11/08/10 10:08 PM

General Election  
Woodbury County, IA  
November 2, 2010

Official Canvass Report

REPORT-EL52 PAGE 0036

Kedron Township Clerk

VOTES PERCENT

VOTES PERCENT

Vote for no more than 1

01 = WRITE-IN

8 100.00

02 = OVER VOTES

0

03 = UNDER VOTES

66

-----  
01 02 03

-----  
8 0 66

0043 43 KED-MIL

NUMBERED KEY CANVASS

General Election  
Woodbury County, IA  
November 2, 2010

Official Canvass Report

RUN DATE:11/08/10 10:08 PM

REPORT-EL52 PAGE 0037

Lakeport Township Trustee

VOTES PERCENT

VOTES PERCENT

Vote for no more than 1

01 = Terry Small

56 96.55

03 = OVER VOTES

0

02 = WRITE-IN

2 3.45

04 = UNDER VOTES

12

01	02	03	04
56	2	0	12

0038 38 GRG-LIB-LAK

56 2 0 12



NUMBERED KEY CANVASS

RUN DATE:11/08/10 10:08 PM

General Election  
Woodbury County, IA  
November 2, 2010

Official Canvass Report

REPORT-EL52 PAGE 0038

Lakeport Township Clerk  
Vote for no more than 1  
01 = Robert Gay  
02 = WRITE-IN

VOTES PERCENT

VOTES PERCENT

57 100.00  
0

03 = OVER VOTES  
04 = UNDER VOTES

0  
13

-----			
01	02	03	04
-----			
57	0	0	13

0038 38 GRG-LIB-LAK

NUMBERED KEY CANVASS

General Election  
Woodbury County, IA  
November 2, 2010

Official Canvass Report

RUN DATE:11/08/10 10:08 PM

REPORT-EL52 PAGE 0039

Liberty Township Trustee  
Vote for no more than 1  
01 = Adam Lee  
02 = WRITE-IN

VOTES PERCENT

VOTES PERCENT

209 95.87  
9 4.13

03 = OVER VOTES  
04 = UNDER VOTES

0  
82

01	02	03	04
209	9	0	82

0038 38 GRG-LIB-LAK

NUMBERED KEY CANVASS

RUN DATE:11/08/10 10:08 PM

General Election  
Woodbury County, IA  
November 2, 2010

Official Canvass Report

REPORT-EL52 PAGE 0040

Liberty Township Clerk  
Vote for no more than 1  
01 = Barbara Parker  
02 = WRITE-IN

VOTES PERCENT

VOTES PERCENT

200 86.96  
30 13.04

03 = OVER VOTES  
04 = UNDER VOTES

0  
70

-----			
01	02	03	04
-----			
200	30	0	70

0038 38 GRG-LIB-LAK

NUMBERED KEY CANVASS

General Election  
Woodbury County, IA  
November 2, 2010

Official Canvass Report

RUN DATE:11/08/10 10:08 PM

REPORT-EL52 PAGE 0041

Liston Township Trustee  
Vote for no more than 1  
01 = John E. Fick  
02 = WRITE-IN

VOTES PERCENT

VOTES PERCENT

47 100.00  
0

03 = OVER VOTES  
04 = UNDER VOTES

0  
18

01	02	03	04
47	0	0	18

0041 41 LIS-MOR

NUMBERED KEY CANVASS

RUN DATE:11/08/10 10:08 PM

General Election  
Woodbury County, IA  
November 2, 2010

Official Canvass Report

REPORT-EL52 PAGE 0042

Liston Township Clerk  
Vote for no more than 1  
01 = Mary Ann Sohm  
02 = WRITE-IN

VOTES PERCENT

VOTES PERCENT

47 100.00  
0

03 = OVER VOTES  
04 = UNDER VOTES

0  
18

-----			
01	02	03	04
-----			
47	0	0	18

0041 41 LIS-MOR

NUMBERED KEY CANVASS

General Election  
Woodbury County, IA  
November 2, 2010

Official Canvass Report

RUN DATE:11/08/10 10:08 PM

REPORT-EL52 PAGE 0043

Little Sioux Township Trustee

VOTES PERCENT

VOTES PERCENT

Vote for no more than 1

01 = WRITE-IN

02 = OVER VOTES

14 100.00

0

03 = UNDER VOTES

85

01	02	03
14	0	85

0042 42 LITTLE SIOUX

14 0 85

NUMBERED KEY CANVASS

RUN DATE:11/08/10 10:08 PM

General Election  
Woodbury County, IA  
November 2, 2010

Official Canvass Report

REPORT-EL52 PAGE 0044

Little Sioux Township Clerk  
Vote for no more than 1  
01 = Macil Claus  
02 = WRITE-IN

VOTES PERCENT

VOTES PERCENT

65 98.48  
1 1.52

03 = OVER VOTES  
04 = UNDER VOTES

0  
33

01	02	03	04
65	1	0	33

0042 42 LITTLE SIOUX

NUMBERED KEY CANVASS

RUN DATE:11/08/10 10:08 PM

General Election  
Woodbury County, IA  
November 2, 2010

Official Canvass Report

REPORT-EL52 PAGE 0045

	VOTES		PERCENT			VOTES		PERCENT	
Miller Township Trustee									
Vote for no more than 1									
01 = Brian W. Baldwin		50		98.04	03 = OVER VOTES		0		
02 = WRITE-IN		1		1.96	04 = UNDER VOTES		13		
	-----								
	01	02	03	04					
	-----								
0043 43 KED-MIL	50	1	0	13					

---



NUMBERED KEY CANVASS

RUN DATE:11/08/10 10:08 PM

General Election  
Woodbury County, IA  
November 2, 2010

Official Canvass Report

REPORT-EL52 PAGE 0046

Miller Township Clerk

Vote for no more than 1

01 = WRITE-IN

02 = OVER VOTES

VOTES PERCENT

7 100.00

0

03 = UNDER VOTES

VOTES PERCENT

57

-----		
01	02	03
-----		
7	0	57

0043 43 KED-MIL

NUMBERED KEY CANVASS

General Election  
Woodbury County, IA  
November 2, 2010

Official Canvass Report

RUN DATE:11/08/10 10:08 PM

REPORT-EL52 PAGE 0047

Morgan Township Trustee

VOTES PERCENT

VOTES PERCENT

Vote for no more than 1

01 = WRITE-IN

02 = OVER VOTES

6 100.00

0

03 = UNDER VOTES

46

-----		
01	02	03
-----		
6	0	46

0041 41 LIS-MOR